Revision Letter	Change Discription
A	Engineering Error 04/12/05 Added installation of WIX-F22-10 Channel to Section C-C

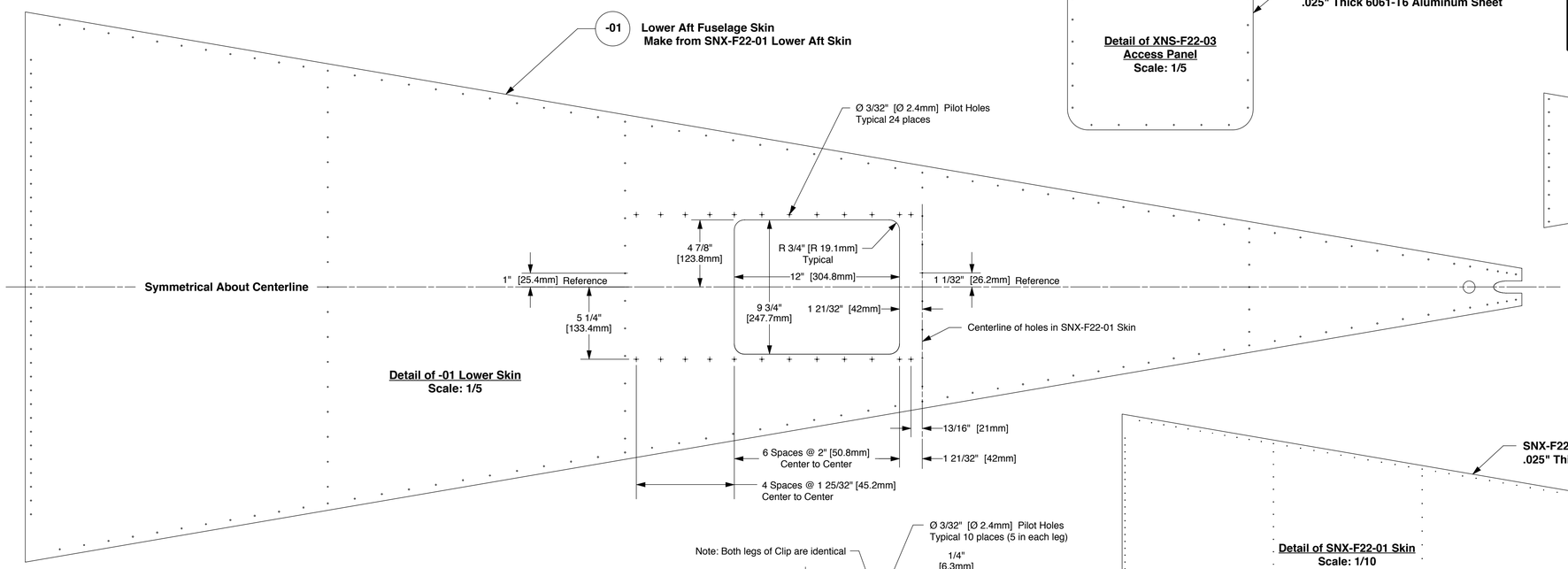

Detail of -01 Lower Skin
Scale: 1/5

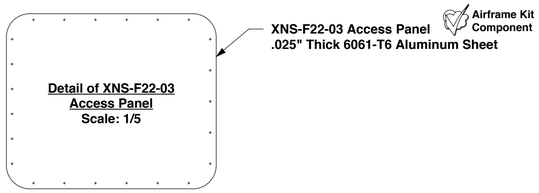

Detail of XNS-F22-03 Access Panel
Scale: 1/5

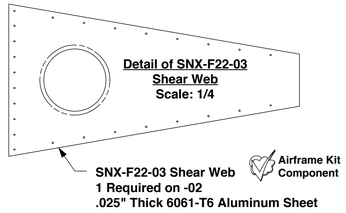

Detail of SNX-F22-03 Shear Web
Scale: 1/4

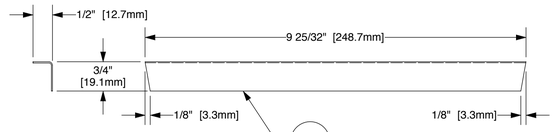

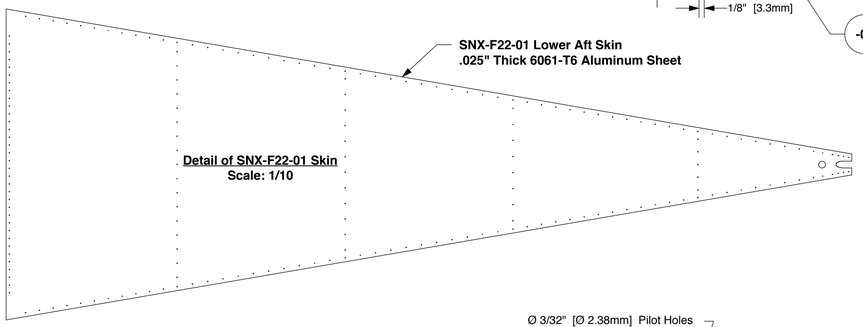

Detail of SNX-F22-01 Skin
Scale: 1/10

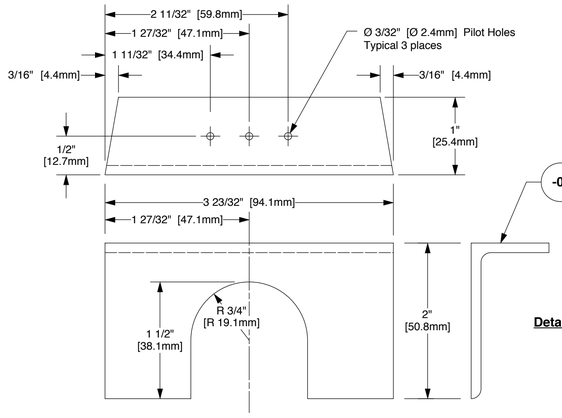

Detail of -05 Aft Angle
Full Scale

-05 Aft Angle, 1 Required on -02
Make from 1/8" Thick x 2" x 2" 6061-T6 Aluminum Angle Extrusion

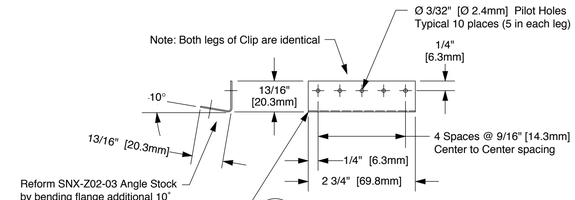

-09 Clip
Make from SNX-Z02-03 Angle Stock

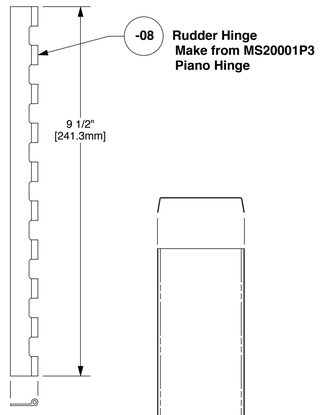

-08 Rudder Hinge
Make from MS20001P3 Piano Hinge

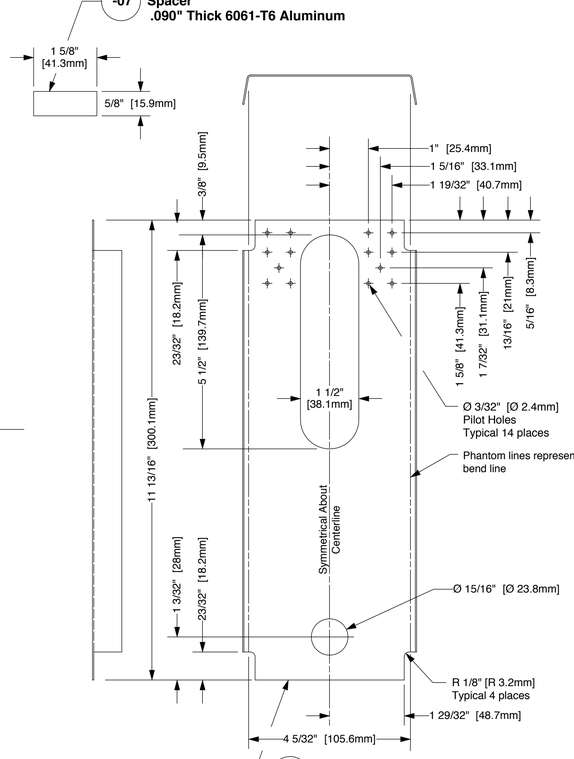

-03 Bulkhead
Make from SNX-F22-02 Bulkhead

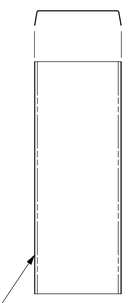

Detail of SNX-F22-02 Bulkhead
Scale: 1/4

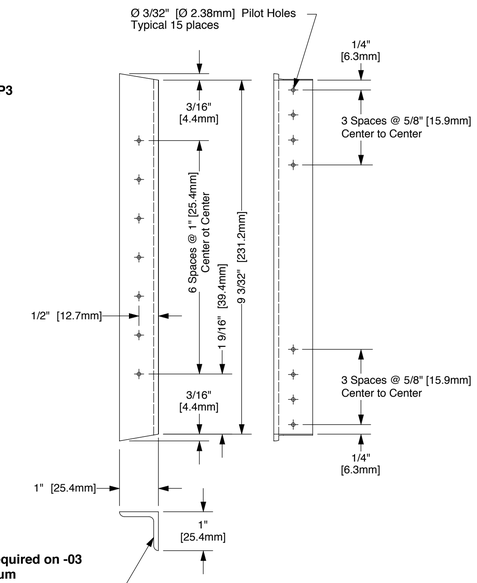

-06 Forward Angle
Make from 1/8" Thick x 1" x 1" 6061-T6 Aluminum Angle Extrusion

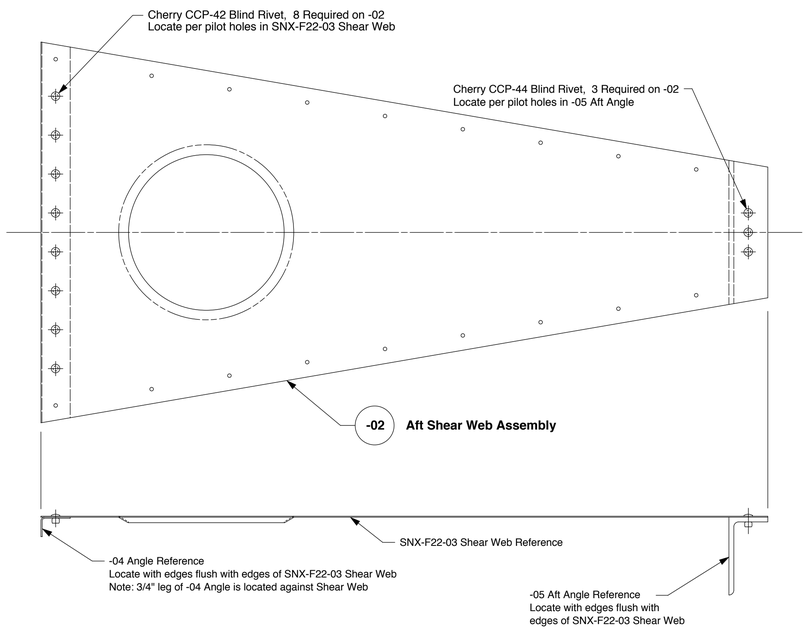

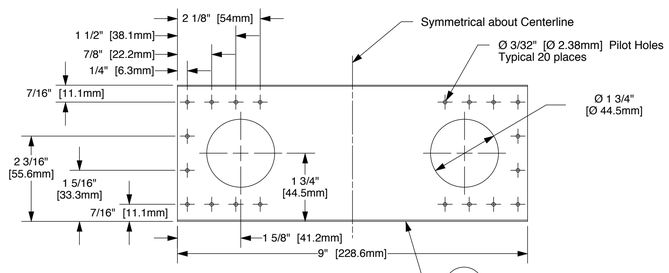

-10 Channel
Make from SNX-Z04-03 3 1/2" Channel Stock (0.032" Thick)

Dash / Part Number	Qty Req'd	Part Title	Next Assembly
-10	1	Channel	WIX-F21
-09	2	Clip	WIX-F21
-08	1	Rudder Hinge	WIX-F21
-07	2	Spacer	WIX-F21
-06	1	Forward Angle	WIX-F21
-03	1	Bulkhead	WIX-F21
-07	1	Aft Shear Web Assembly	WIX-F21
-01	1	Aft Lower Fuselage Skin	WIX-F21

waiex

Aft Fuselage Lower Skin & Aft Shear Web Assembly

Drawing Scale	Drawing Number	Revision
1/2 & Noted	WIX-F22	A